



# अमृत महा आवास अभियान २०२२-२३

## दैनिक प्रगती अहवाल : १०.०३.२०२३

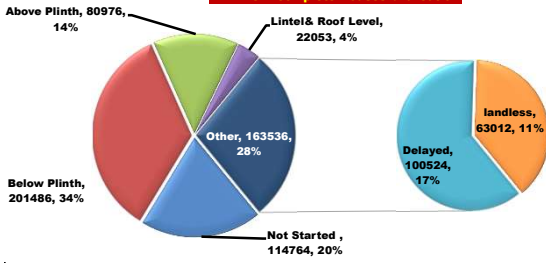
प्रधानमंत्री आवास योजना ग्रामीण — मंजूरी, पूर्ण घरकुले, हप्ते वितरण  
राज्य पुरस्कृत ग्रामीण आवास योजना — मंजूरी, पूर्ण घरकुले, हप्ते वितरण

योजना	एकूण मंजूरी	दैनिक मंजूरी	एकूण पूर्ण	दैनिक पूर्ण घरकुले	दैनिक पहिला हप्ता वितरित	दैनिक दुसरा हप्ता वितरित	दैनिक तिसरा हप्ता वितरित
प्रधानमंत्री आवास योजना ग्रामीण	१४१४२६१	१७	९९५४२३	९७२	३८५१	५६१०	५४१९
राज्य योजना	५३७७७९	६५२	३९०३८६	३५१	५७	२१०	१५६
एकूण	१९५२०४०	६६९	१३८५८०९	१३२३	३९०८	५८२०	५५७५

PMAY-G Completion Progress Bar

70.4%

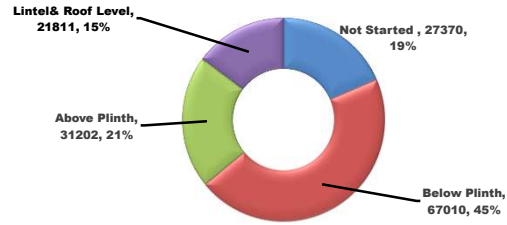
PMAY-G: Incomplete Houses bifurcation



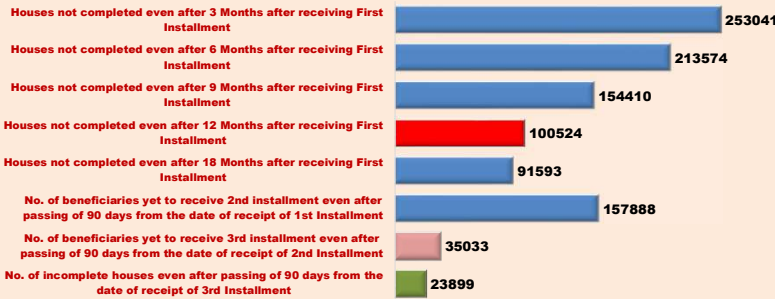
State Schemes Progress Bar

72.6%

State Schemes: Incomplete Houses bifurcation

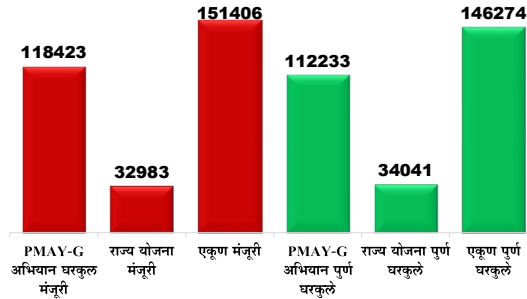


Delayed Houses Bifurcation

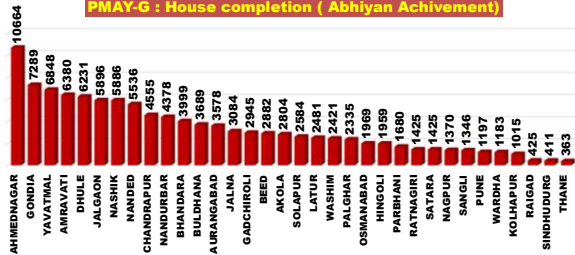


Abhiyan Achievement

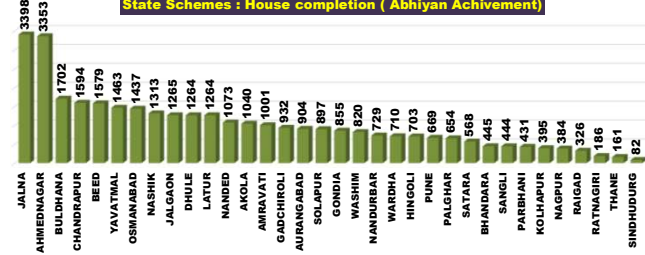
Day 110



PMAY-G : House completion ( Abhiyan Achievement)



State Schemes : House completion ( Abhiyan Achievement)

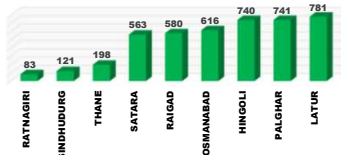


राज्य व्यवस्थापन कक्ष- ग्रामीण गृहनिर्माण

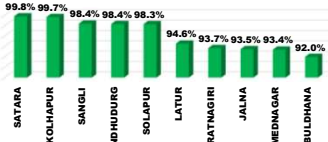
४ था मजला, दक्षिण कक्ष, सिडको भवन, सीबीडी बेलापूर, नवी मुंबई - ४०० ६१४.

# Top and Bottom Ten Districts

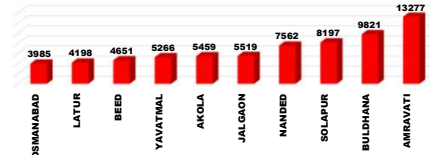
PMAY-G Delayed Houses TOP 10 Dist.



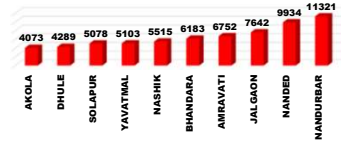
State Schemes Sanction TOP 10 Dist.



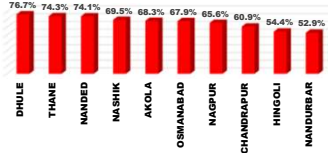
PMAY-G Remaining 1st Installments Bottom 10 Dist.



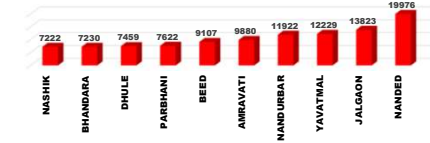
PMAY-G Delayed Houses Bottom 10 Dist.



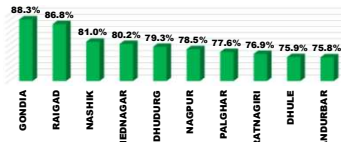
State Schemes Sanction Bottom 10 Dist.



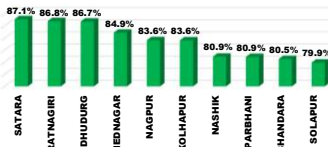
PMAY-G Remaining 2nd Installments Bottom 10 Dist.



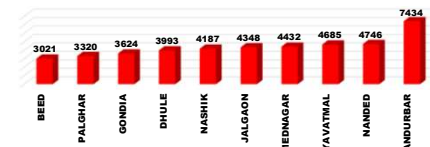
PMAY-G Completion TOP 10 Dist.



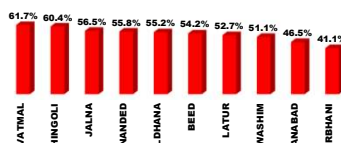
State Schemes Completion TOP 10 Dist.



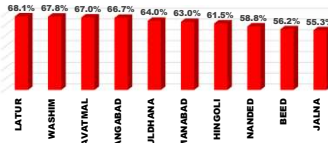
PMAY-G Remaining 3rd Installments Bottom 10 Dist.



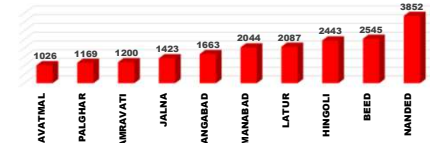
PMAY-G Completion Bottom 10 Dist.



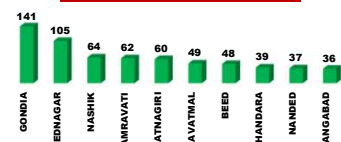
State Schemes Completion Bottom 10 Dist.



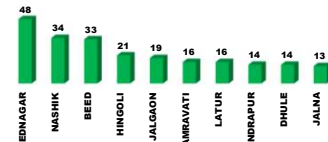
State Schemes Remaining 1st Installments Bottom 10 Dist.



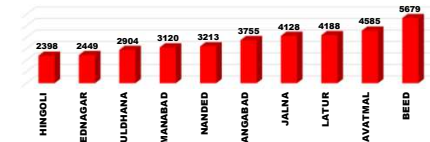
PMAY-G Daily Completion Top 10 Dist.



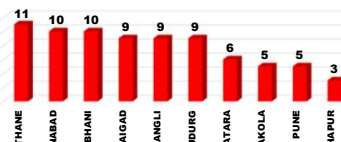
State Schemes Daily Completion Top 10 Dist.



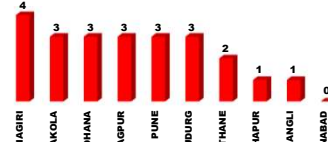
State Schemes Remaining 2nd Installments Bottom 10 Dist.



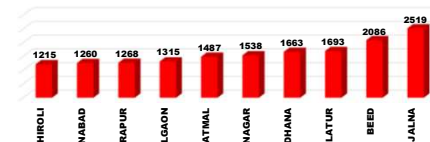
PMAY-G Daily Completion Bottom 10 Dist.



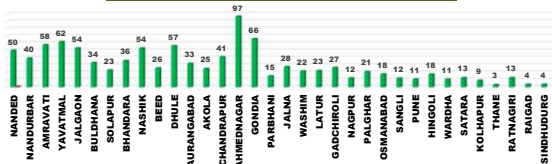
State Schemes Daily Completion Bottom 10 Dist.



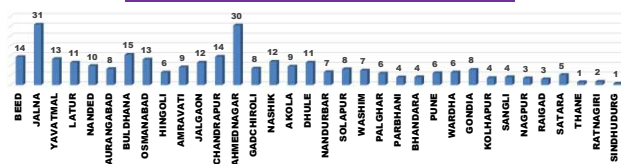
State Schemes Remaining 3rd Installments Bottom 10 Dist.



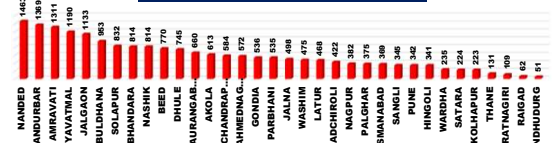
PMAY-G : Current Pace of Completion Per Day (Abhiyan)



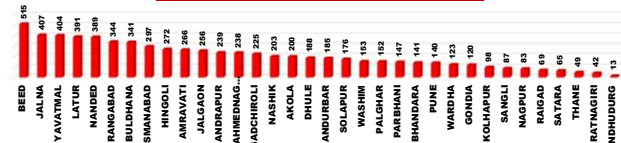
State Schemes : Current Pace of Completion Per Day (Abhiyan)



PMAY-G Required Pace of Completion Per Day



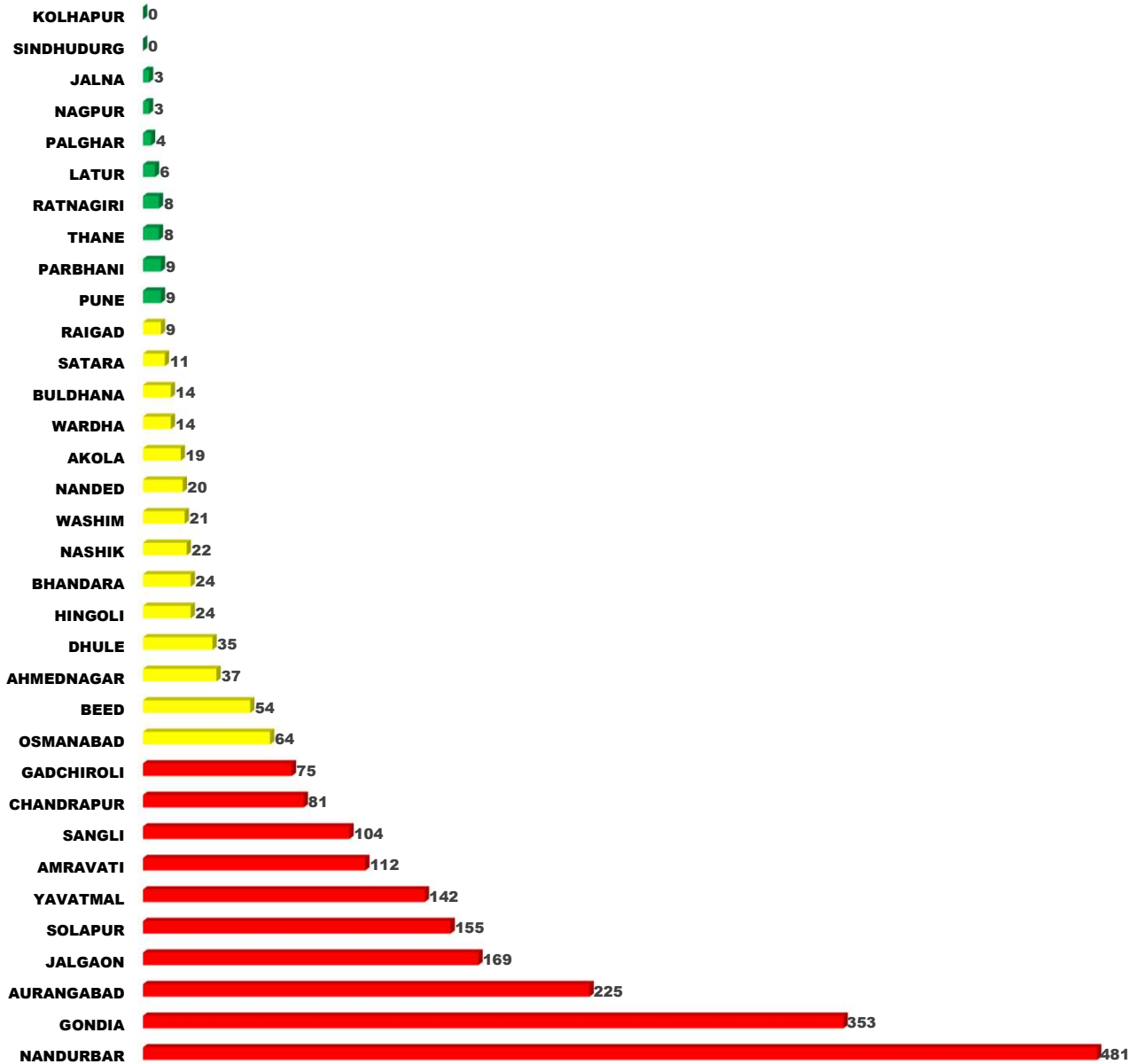
State Schemes Required Pace of Completion Per Day



प्रधानमंत्री आवास योजना ग्रामीण - मंजूरी (PWL+Awaas Plus)

Sr. No.	Division	Target (PWL+Awaas Plus)	09.03.2023	10.03.2023	Daily_Achievement	Remaining
1	AURANGABAD DIV.	238321	237907	237916	17	405
2	NASHIK DIV.	414588	413859	413844	0	744
3	AMRAVATI DIV.	274989	274682	274681	0	308
4	NAGPUR DIV.	292427	291943	291877	0	550
5	KONKAN DIV.	69684	69659	69655	0	29
6	PUNE DIV.	126567	126345	126288	0	279
	<b>Total</b>	<b>1416576</b>	<b>1414395</b>	<b>1414261</b>	<b>17</b>	<b>2315</b>

PMAY-G Remaining Sanction

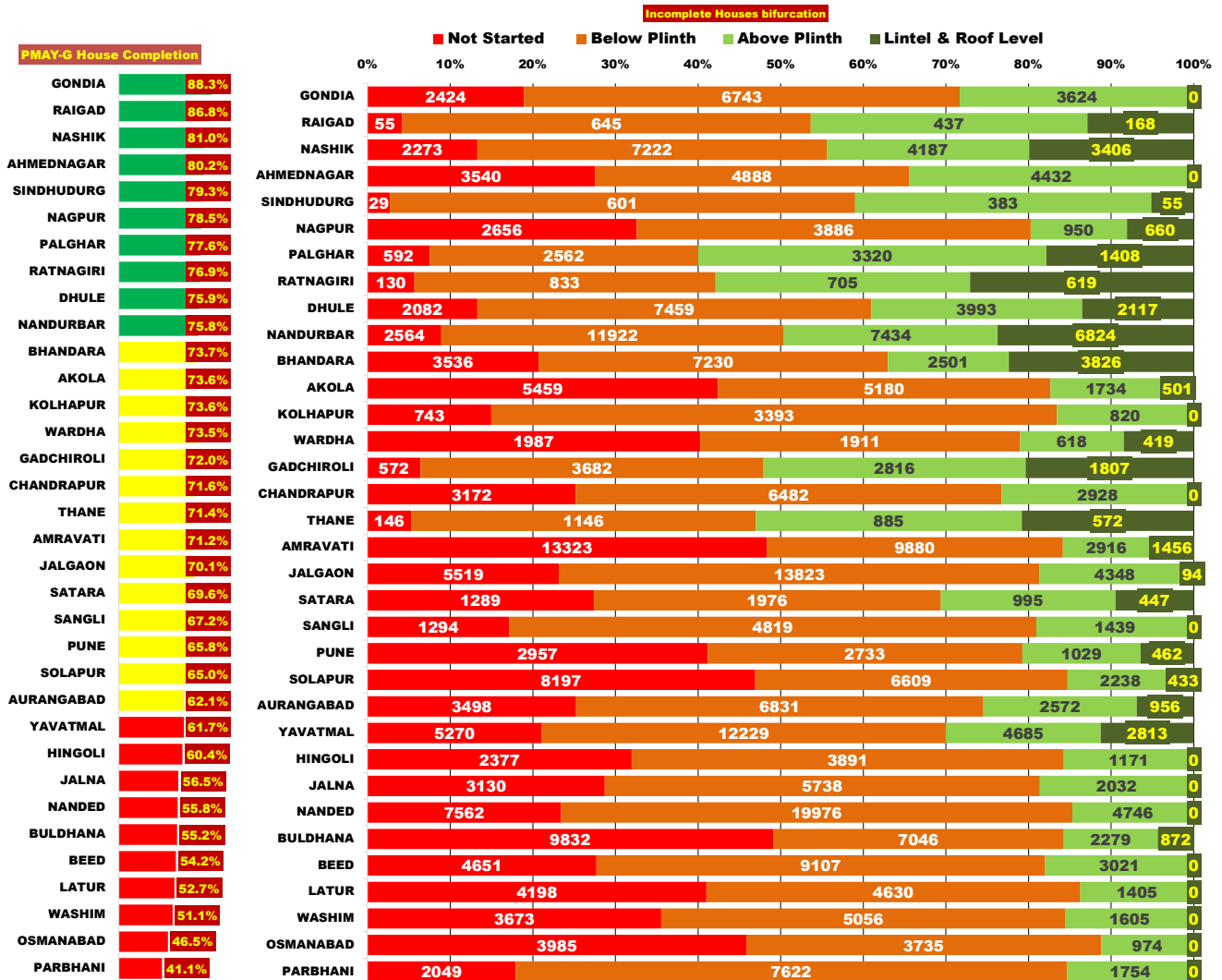


प्रधानमंत्री आवास योजना ग्रामीण - मंजूरी (PWL+Awaas Plus)

Sr. No.	District	Target (PWL+Awaas Plus)	09.03.2023	10.03.2023	Daily_Achievement	Remaining
1	AURANGABAD	36792	36550	36567	17	225
2	AKOLA	48794	48775	48775	0	19
3	BEED	35324	35270	35270	0	54
4	BULDHANA	44742	44728	44728	0	14
5	DHULE	64912	64877	64877	0	35
6	GONDIA	96470	96117	96117	0	353
7	HINGOLI	18107	18083	18083	0	24
8	JALGAON	79767	79598	79598	0	169
9	JALNA	24047	24044	24044	0	3
10	KOLHAPUR	17770	17770	17770	0	0
11	LATUR	20799	20793	20793	0	6
12	NANDURBAR	119333	118852	118852	0	481
13	NASHIK	89787	89765	89765	0	22
14	OSMANABAD	14565	14501	14501	0	64
15	PALGHAR	35152	35148	35148	0	4
16	PUNE	20997	20988	20988	0	9
17	SANGLI	22158	22054	22054	0	104
18	SINDHUDURG	5156	5156	5156	0	0
19	THANE	9606	9598	9598	0	8
20	WARDHA	18671	18657	18657	0	14
21	WASHIM	20416	20395	20395	0	21
22	YAVATMAL	65391	65249	65249	0	142
23	AMRAVATI	95646	95535	95534	-1	112
24	PARBHANI	19106	19098	19097	-1	9
25	RAIGAD	9846	9838	9837	-1	9
26	BHANDARA	65128	65107	65104	-3	24
27	RATNAGIRI	9924	9919	9916	-3	8
28	CHANDRAPUR	43236	43160	43155	-5	81
29	NANDED	69581	69568	69561	-7	20
30	SATARA	15518	15514	15507	-7	11
31	GADCHIROLI	31639	31576	31564	-12	75
32	AHMEDNAGAR	60789	60767	60752	-15	37
33	NAGPUR	37283	37326	37280	-46	3
34	SOLAPUR	50124	50019	49969	-50	155
<b>Total</b>		<b>1416576</b>	<b>1414395</b>	<b>1414261</b>	<b>17</b>	<b>2315</b>

## प्रधानमंत्री आवास योजना ग्रामीण - पूर्ण घरकूले

Sr. No.	Division	Sanction	09.03.2023	10.03.2023	Daily Achievement	Remaining	Avg. Completed Per Day From 20.11.22 to Today	To be Completed in Per Day till 31.03.23
1	<b>NAGPUR DIV.</b>	<b>291877</b>	<b>229218</b>	<b>229469</b>	<b>251</b>	<b>62408</b>	<b>194</b>	<b>2972</b>
2	<b>NASHIK DIV.</b>	<b>413844</b>	<b>316325</b>	<b>316569</b>	<b>244</b>	<b>97275</b>	<b>301</b>	<b>4632</b>
3	<b>AURANGABAD DIV.</b>	<b>237916</b>	<b>130541</b>	<b>130730</b>	<b>189</b>	<b>107186</b>	<b>211</b>	<b>5104</b>
4	<b>AMRAVATI DIV.</b>	<b>274681</b>	<b>179153</b>	<b>179299</b>	<b>146</b>	<b>95382</b>	<b>201</b>	<b>4542</b>
5	<b>KONKAN DIV.</b>	<b>69655</b>	<b>54264</b>	<b>54367</b>	<b>103</b>	<b>15288</b>	<b>45</b>	<b>728</b>
6	<b>PUNE DIV.</b>	<b>126288</b>	<b>84950</b>	<b>84989</b>	<b>39</b>	<b>41299</b>	<b>69</b>	<b>1967</b>
<b>Total</b>		<b>1414261</b>	<b>994451</b>	<b>995423</b>	<b>972</b>	<b>418838</b>	<b>1020</b>	<b>19945</b>



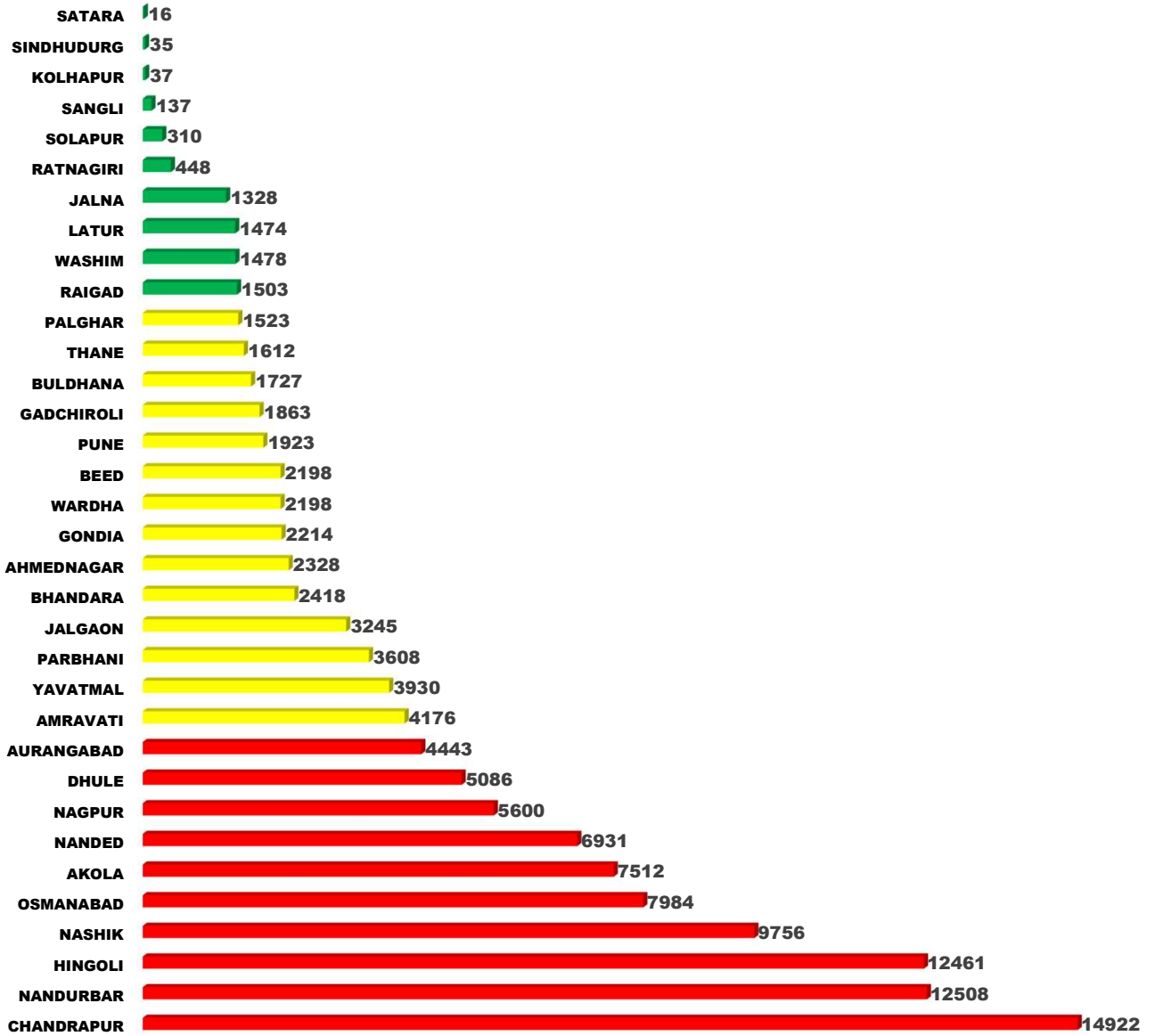
प्रधानमंत्री आवास योजना ग्रामीण - पूर्ण घरकूले

Sr. No.	District	Sanction	09.03.2023	10.03.2023	Daily Achievement	Remaining	Avg. Completed Per Day From 20.11.22 to Today	To be Completed in Per Day till 31.03.23
1	GONDIA	96117	84726	84867	141	11250	66	536
2	AHMEDNAGAR	60752	48639	48744	105	12008	97	572
3	NASHIK	89765	72613	72677	64	17088	54	814
4	AMRAVATI	95534	67943	68005	62	27529	58	1311
5	RATNAGIRI	9916	7569	7629	60	2287	13	109
6	YAVATMAL	65249	40207	40256	49	24993	62	1190
7	BEED	35270	19062	19110	48	16160	26	770
8	BHANDARA	65104	47972	48011	39	17093	36	814
9	NANDED	69561	38809	38846	37	30715	50	1463
10	AURANGABAD	36567	22674	22710	36	13857	33	660
11	DHULE	64877	49195	49226	31	15651	57	745
12	JALGAON	79598	55784	55814	30	23784	54	1133
13	HINGOLI	18083	10894	10917	23	7166	18	341
14	WARDHA	18657	13700	13722	22	4935	11	235
15	GADCHIROLI	31564	22693	22712	19	8852	27	422
16	CHANDRAPUR	43155	30877	30894	17	12261	41	584
17	SOLAPUR	49969	32476	32492	16	17477	23	832
18	BULDHANA	44728	24695	24710	15	20018	34	953
19	WASHIM	20395	10412	10427	15	9968	22	475
20	LATUR	20793	10941	10955	14	9838	23	468
21	NANDURBAR	118852	90094	90108	14	28744	40	1369
22	PALGHAR	35148	27252	27266	14	7882	21	375
23	NAGPUR	37280	29250	29263	13	8017	12	382
24	JALNA	24044	13579	13590	11	10454	28	498
25	THANE	9598	6838	6849	11	2749	3	131
26	OSMANABAD	14501	6739	6749	10	7752	18	369
27	PARBHANI	19097	7843	7853	10	11244	15	535
28	RAIGAD	9837	8526	8535	9	1302	4	62
29	SANGLI	22054	14804	14813	9	7241	12	345
30	SINDHUDURG	5156	4079	4088	9	1068	4	51
31	SATARA	15507	10794	10800	6	4707	13	224
32	AKOLA	48775	35896	35901	5	12874	25	613
33	PUNE	20988	13802	13807	5	7181	11	342
34	KOLHAPUR	17770	13074	13077	3	4693	9	223
Total		1414261	994451	995423	972	418838	1020	19945

राज्यपुरस्कृत आवास योजना ग्रामीण - मंजूरी

Sr. No.	Division	Target	09.03.2023	10.03.2023	Daily Achievement	Remaining
1	NAGPUR DIV.	116255	86678	87040	362	29215
2	AURANGABAD DIV.	199331	158658	158904	246	40427
3	KONKAN DIV.	34729	29577	29608	31	5121
4	AMRAVATI DIV.	109702	90871	90879	8	18823
5	NASHIK DIV.	141360	108432	108437	5	32923
6	PUNE DIV.	65334	62911	62911	0	2423
	<b>Total</b>	<b>666711</b>	<b>537127</b>	<b>537779</b>	<b>652</b>	<b>128932</b>

State Scheme Remaining Sanction



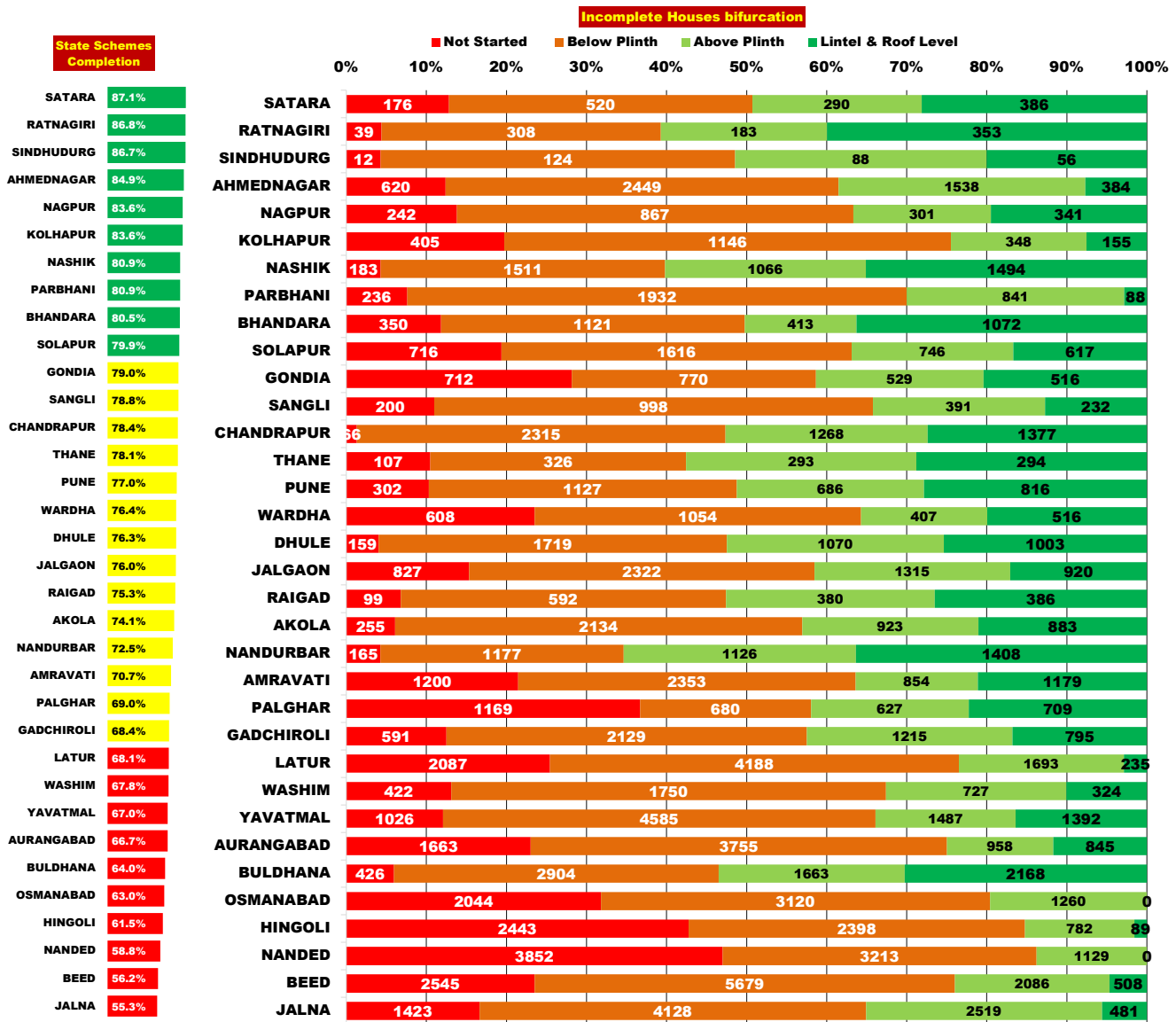
राज्यपुरस्कृत आवास योजना ग्रामीण - मंजूरी

Sr. No.	District	Target	09.03.2023	10.03.2023	Daily_Achievement	Remaining
1	GONDIA	14246	11671	12032	361	2214
2	HINGOLI	27298	14747	14837	90	12461
3	PARBHANI	19784	16112	16176	64	3608
4	LATUR	27171	25635	25697	62	1474
5	PALGHAR	11792	10238	10269	31	1523
6	NANDED	26760	19799	19829	30	6931
7	AHMEDNAGAR	35298	32965	32970	5	2328
8	AMRAVATI	23224	19043	19048	5	4176
9	YAVATMAL	29681	25748	25751	3	3930
10	GADCHIROLI	16834	14970	14971	1	1863
11	AKOLA	23681	16169	16169	0	7512
12	AURANGABAD	26141	21698	21698	0	4443
13	BEED	26878	24680	24680	0	2198
14	BHANDARA	17590	15172	15172	0	2418
15	BULDHANA	21616	19889	19889	0	1727
16	CHANDRAPUR	38147	23225	23225	0	14922
17	DHULE	21790	16704	16704	0	5086
18	JALGAON	25659	22414	22414	0	3245
19	JALNA	20446	19118	19118	0	1328
20	KOLHAPUR	12565	12528	12528	0	37
21	NAGPUR	16291	10691	10691	0	5600
22	NANDURBAR	26578	14070	14070	0	12508
23	NASHIK	32035	22279	22279	0	9756
24	OSMANABAD	24853	16869	16869	0	7984
25	PUNE	14672	12749	12749	0	1923
26	RAIGAD	7406	5903	5903	0	1503
27	RATNAGIRI	7126	6678	6678	0	448
28	SANGLI	8732	8595	8595	0	137
29	SATARA	10647	10631	10631	0	16
30	SINDHUDURG	2141	2106	2106	0	35
31	SOLAPUR	18718	18408	18408	0	310
32	THANE	6264	4652	4652	0	1612
33	WARDHA	13147	10949	10949	0	2198
34	WASHIM	11500	10022	10022	0	1478
<b>Total</b>		<b>666711</b>	<b>537127</b>	<b>537779</b>	<b>652</b>	<b>128932</b>



## राज्यपुरस्कृत आवास योजना ग्रामीण - पूर्ण घरकूले

Sr. No.	Division	Sanction	09.03.2023	10.03.2023	Daily Achievement	Remaining	Avg. Completed Per Day From 20.11.22 to Today	To be Completed in Per Day till 31.03.23
1	<b>NASHIK DIV.</b>	<b>108437</b>	<b>85860</b>	<b>85981</b>	<b>121</b>	<b>22456</b>	<b>72</b>	<b>1069</b>
2	<b>AURANGABAD DIV.</b>	<b>158904</b>	<b>100795</b>	<b>100895</b>	<b>100</b>	<b>58009</b>	<b>98</b>	<b>2762</b>
3	<b>NAGPUR DIV.</b>	<b>87040</b>	<b>67422</b>	<b>67465</b>	<b>43</b>	<b>19575</b>	<b>45</b>	<b>932</b>
4	<b>AMRAVATI DIV.</b>	<b>90879</b>	<b>62183</b>	<b>62224</b>	<b>41</b>	<b>28655</b>	<b>55</b>	<b>1365</b>
5	<b>KONKAN DIV.</b>	<b>29608</b>	<b>22756</b>	<b>22783</b>	<b>27</b>	<b>6825</b>	<b>13</b>	<b>325</b>
6	<b>PUNE DIV.</b>	<b>62911</b>	<b>51019</b>	<b>51038</b>	<b>19</b>	<b>11873</b>	<b>27</b>	<b>565</b>
<b>Total</b>		<b>537779</b>	<b>390035</b>	<b>390386</b>	<b>351</b>	<b>147393</b>	<b>309</b>	<b>7019</b>



राज्यपुरस्कृत आवास योजना ग्रामीण - पूर्ण घरकूले

Sr. No.	District	Sanction	09.03.2023	10.03.2023	Daily Achievement	Remaining	Avg. Completed Per Day From 20.11.22 to Today	To be Completed in Per Day till 31.03.23
1	AHMEDNAGAR	32970	27931	27979	48	4991	30	238
2	NASHIK	22279	17991	18025	34	4254	12	203
3	BEED	24680	13829	13862	33	10818	14	515
4	HINGOLI	14837	9104	9125	21	5712	6	272
5	JALGAON	22414	17011	17030	19	5384	12	256
6	AMRAVATI	19048	13446	13462	16	5586	9	266
7	LATUR	25697	17478	17494	16	8203	11	391
8	CHANDRAPUR	23225	18185	18199	14	5026	14	239
9	DHULE	16704	12739	12753	14	3951	11	188
10	JALNA	19118	10554	10567	13	8551	31	407
11	GONDIA	12032	9494	9505	11	2527	8	120
12	YAVATMAL	25751	17250	17261	11	8490	13	404
13	PALGHAR	10269	7074	7084	10	3185	6	152
14	AURANGABAD	21698	14469	14477	8	7221	8	344
15	RAIGAD	5903	4438	4446	8	1457	3	69
16	WASHIM	10022	6791	6799	8	3223	7	153
17	SATARA	10631	9252	9259	7	1372	5	65
18	SOLAPUR	18408	14706	14713	7	3695	8	176
19	NANDURBAR	14070	10188	10194	6	3876	7	185
20	BHANDARA	15172	12211	12216	5	2956	4	141
21	GADCHIROLI	14971	10236	10241	5	4730	8	225
22	NANDED	19829	11657	11662	5	8167	10	389
23	WARDHA	10949	8359	8364	5	2585	6	123
24	PARBHANI	16176	13075	13079	4	3097	4	147
25	RATNAGIRI	6678	5791	5795	4	883	2	42
26	AKOLA	16169	11971	11974	3	4195	9	200
27	BULDHANA	19889	12725	12728	3	7161	15	341
28	NAGPUR	10691	8937	8940	3	1751	3	83
29	PUNE	12749	9815	9818	3	2931	6	140
30	SINDHUDURG	2106	1823	1826	3	280	1	13
31	THANE	4652	3630	3632	2	1020	1	49
32	KOLHAPUR	12528	10473	10474	1	2054	4	98
33	SANGLI	8595	6773	6774	1	1821	4	87
34	OSMANABAD	16869	10629	10629	0	6240	13	297
<b>Total</b>		<b>537779</b>	<b>390035</b>	<b>390386</b>	<b>351</b>	<b>147393</b>	<b>309</b>	<b>7019</b>

प्रधानमंत्री आवास योजना ग्रामीण - हप्ते वितरण

Sr. No.	Division	1st Installment (Daily Achivement)	1st Installment Remaining	2nd Installment (Daily Achivement)	2nd Installment Remaining	3rd Installment (Daily Achivement)	3rd Installment Remaining
1	NASHIK DIV.	1607	15978	1334	45314	1636	24394
2	NAGPUR DIV.	436	14136	1382	29934	1124	13437
3	AMRAVATI DIV.	708	37493	1124	39391	937	13219
4	AURANGABAD DIV.	773	31420	848	61530	666	17675
5	KONKAN DIV.	97	949	509	5787	723	5730
6	PUNE DIV.	230	14347	413	19530	333	6521
	<b>Total</b>	<b>3851</b>	<b>114323</b>	<b>5610</b>	<b>201486</b>	<b>5419</b>	<b>80976</b>

PMAY-G 1st Ins Pending

SINDHUDURG	29
RAIGAD	52
RATNAGIRI	130
THANE	146
GADCHIROLI	547
PALGHAR	592
KOLHAPUR	743
SANGLI	1161
SATARA	1289
WARDHA	1987
PARBHANI	2049
DHULE	2082
NASHIK	2273
HINGOLI	2377
GONDIA	2424
NAGPUR	2521
NANDURBAR	2564
PUNE	2957
JALNA	3100
CHANDRAPUR	3121
AURANGABAD	3498
BHANDARA	3536
AHMEDNAGAR	3540
WASHIM	3670
OSMANABAD	3985
LATUR	4198
BEED	4651
YAVATMAL	5266
AKOLA	5459
JALGAON	5519
NANDED	7562
SOLAPUR	8197
BULDHANA	9821
AMRAVATI	13277

PMAY-G 2nd Ins Pending

SINDHUDURG	601
RAIGAD	645
RATNAGIRI	833
THANE	1146
WARDHA	1911
SATARA	1976
PALGHAR	2562
PUNE	2733
KOLHAPUR	3393
GADCHIROLI	3682
OSMANABAD	3735
NAGPUR	3886
HINGOLI	3891
LATUR	4630
SANGLI	4819
AHMEDNAGAR	4888
WASHIM	5056
AKOLA	5180
JALNA	5738
CHANDRAPUR	6482
SOLAPUR	6609
GONDIA	6743
AURANGABAD	6831
BULDHANA	7046
NASHIK	7222
BHANDARA	7230
DHULE	7459
PARBHANI	7622
BEED	9107
AMRAVATI	9880
NANDURBAR	11922
YAVATMAL	12229
JALGAON	13823
NANDED	19976

PMAY-G 3rd Ins Pending

SINDHUDURG	383
RAIGAD	437
WARDHA	618
RATNAGIRI	705
KOLHAPUR	820
THANE	885
NAGPUR	950
OSMANABAD	974
SATARA	995
PUNE	1029
HINGOLI	1171
LATUR	1405
SANGLI	1439
WASHIM	1605
AKOLA	1734
PARBHANI	1754
JALNA	2032
SOLAPUR	2238
BULDHANA	2279
BHANDARA	2501
AURANGABAD	2572
GADCHIROLI	2816
AMRAVATI	2916
CHANDRAPUR	2928
BEED	3021
PALGHAR	3320
GONDIA	3624
DHULE	3993
NASHIK	4187
JALGAON	4348
AHMEDNAGAR	4432
YAVATMAL	4685
NANDED	4746
NANDURBAR	7434

प्रधानमंत्री आवास योजना ग्रामीण - हप्ते वितरण

Sr. No.	District	1st Installment (Daily Achievement)	1st Installment Remaining	2nd Installment (Daily Achievement)	2nd Installment Remaining	3rd Installment (Daily Achievement)	3rd Installment Remaining
1	NANDURBAR	1226	2564	386	11922	393	7434
2	GONDIA	178	2424	497	6743	380	3624
3	YAVATMAL	203	5266	410	12229	341	4685
4	PALGHAR	61	592	286	2562	502	3320
5	NASHIK	109	2273	313	7222	415	4187
6	AHMEDNAGAR	103	3540	287	4888	329	4432
7	CHANDRAPUR	137	3121	333	6482	223	2928
8	DHULE	111	2082	174	7459	299	3993
9	AMRAVATI	201	13277	207	9880	164	2916
10	NANDED	250	7562	205	19976	109	4746
11	BULDHANA	127	9821	239	7046	180	2279
12	GADCHIROLI	64	547	213	3682	251	2816
13	WASHIM	76	3670	217	5056	207	1605
14	JALGAON	58	5519	174	13823	200	4348
15	BHANDARA	20	3536	185	7230	180	2501
16	HINGOLI	140	2377	104	3891	102	1171
17	SOLAPUR	131	8197	109	6609	94	2238
18	AURANGABAD	42	3498	139	6831	137	2572
19	LATUR	79	4198	87	4630	100	1405
20	BEED	70	4651	89	9107	92	3021
21	SANGLI	17	1161	96	4819	106	1439
22	PARBHANI	101	2049	92	7622	21	1754
23	JALNA	62	3100	84	5738	66	2032
24	KOLHAPUR	27	743	113	3393	65	820
25	AKOLA	101	5459	51	5180	45	1734
26	RATNAGIRI	19	130	82	833	81	705
27	THANE	6	146	85	1146	74	885
28	NAGPUR	24	2521	74	3886	50	950
29	WARDHA	13	1987	80	1911	40	618
30	PUNE	31	2957	54	2733	40	1029
31	OSMANABAD	29	3985	48	3735	39	974
32	SATARA	24	1289	41	1976	28	995
33	SINDHUDURG	8	29	38	601	47	383
34	RAIGAD	3	52	18	645	19	437
	<b>Total</b>	<b>3851</b>	<b>114323</b>	<b>5610</b>	<b>201486</b>	<b>5419</b>	<b>80976</b>

राज्यपुरस्कृत आवास योजना ग्रामीण - हप्ते वितरण

Sr. No.	Division	1st Installment (Daily Achievement)	1st Installment Remaining	2nd Installment (Daily Achievement)	2nd Installment Remaining	3rd Installment (Daily Achievement)	3rd Installment Remaining
1	NAGPUR DIV.	20	2569	80	8256	52	4133
2	NASHIK DIV.	3	1954	35	9178	44	6115
3	AMRAVATI DIV.	27	3329	32	13726	18	5654
4	PUNE DIV.	4	1799	26	5407	22	2461
5	KONKAN DIV.	0	1426	30	2030	14	1571
6	AURANGABAD DIV.	3	16293	7	28413	6	11268
<b>Total</b>		<b>57</b>	<b>27370</b>	<b>210</b>	<b>67010</b>	<b>156</b>	<b>31202</b>

State Schemes 1st Ins Pending

SINDHUDURG	12
RATNAGIRI	39
CHANDRAPUR	66
RAIGAD	99
THANE	107
DHULE	159
NANDURBAR	165
SATARA	176
NASHIK	183
SANGLI	200
PARBHANI	236
NAGPUR	242
AKOLA	255
PUNE	302
BHANDARA	350
KOLHAPUR	405
WASHIM	422
BULDHANA	426
GADCHIROLI	591
WARDHA	608
AHMEDNAGAR	620
GONDIA	712
SOLAPUR	716
JALGAON	827
YAVATMAL	1026
PALGHAR	1169
AMRAVATI	1200
JALNA	1423
AURANGABAD	1663
OSMANABAD	2044
LATUR	2087
HINGOLI	2443
BEED	2545
NANDED	3852

State Schemes 2nd Ins Pending

SINDHUDURG	124
RATNAGIRI	308
THANE	326
SATARA	520
RAIGAD	592
PALGHAR	680
GONDIA	770
NAGPUR	867
SANGLI	998
WARDHA	1054
BHANDARA	1121
PUNE	1127
KOLHAPUR	1146
NANDURBAR	1177
NASHIK	1511
SOLAPUR	1616
DHULE	1719
WASHIM	1750
PARBHANI	1932
GADCHIROLI	2129
AKOLA	2134
CHANDRAPUR	2315
JALGAON	2322
AMRAVATI	2353
HINGOLI	2398
AHMEDNAGAR	2449
BULDHANA	2904
OSMANABAD	3120
NANDED	3213
AURANGABAD	3755
JALNA	4128
LATUR	4188
YAVATMAL	4585
BEED	5679

State Schemes 3rd Ins Pending

SINDHUDURG	88
RATNAGIRI	183
SATARA	290
THANE	293
NAGPUR	301
KOLHAPUR	348
RAIGAD	380
SANGLI	391
WARDHA	407
BHANDARA	413
GONDIA	529
PALGHAR	627
PUNE	686
WASHIM	727
SOLAPUR	746
HINGOLI	782
PARBHANI	841
AMRAVATI	854
AKOLA	923
AURANGABAD	958
NASHIK	1066
DHULE	1070
NANDURBAR	1126
NANDED	1129
GADCHIROLI	1215
OSMANABAD	1260
CHANDRAPUR	1268
JALGAON	1315
YAVATMAL	1487
AHMEDNAGAR	1538
BULDHANA	1663
LATUR	1693
BEED	2086
JALNA	2519

राज्यपुरस्कृत आवास योजना ग्रामीण -हप्ते वितरण

Sr. No.	District	1st Installment (Daily Achivement)	1st Installment Remaining	2nd Installment (Daily Achivement)	2nd Installment Remaining	3rd Installment (Daily Achivement)	3rd Installment Remaining
1	PUNE	2	302	21	1127	22	686
2	CHANDRAPUR	5	66	26	2315	11	1268
3	YAVATMAL	25	1026	11	4585	5	1487
4	GADCHIROLI	3	591	13	2129	20	1215
5	GONDIA	2	712	19	770	15	529
6	WARDHA	10	608	20	1054	5	407
7	NASHIK	0	183	10	1511	21	1066
8	AMRAVATI	1	1200	16	2353	6	854
9	PALGHAR	0	1169	17	680	4	627
10	THANE	0	107	11	326	8	293
11	DHULE	0	159	5	1719	13	1070
12	AHMEDNAGAR	3	620	10	2449	1	1538
13	NANDURBAR	0	165	9	1177	5	1126
14	BULDHANA	1	426	5	2904	6	1663
15	SATARA	2	176	5	520	0	290
16	JALGAON	0	827	1	2322	4	1315
17	LATUR	1	2087	4	4188	0	1693
18	RAIGAD	-1	99	2	592	2	380
19	OSMANABAD	0	2044	1	3120	2	1260
20	HINGOLI	1	2443	0	2398	1	782
21	JALNA	0	1423	1	4128	1	2519
22	NAGPUR	0	242	1	867	1	301
23	NANDED	0	3852	1	3213	1	1129
24	AKOLA	0	255	0	2134	1	923
25	BEED	1	2545	0	5679	0	2086
26	BHANDARA	0	350	1	1121	0	413
27	PARBHANI	0	236	0	1932	1	841
28	AURANGABAD	0	1663	0	3755	0	958
29	KOLHAPUR	0	405	0	1146	0	348
30	RATNAGIRI	0	39	0	308	0	183
31	SANGLI	0	200	0	998	0	391
32	SINDHUDURG	0	12	0	124	0	88
33	SOLAPUR	0	716	0	1616	0	746
34	WASHIM	0	422	0	1750	0	727
	<b>Total</b>	<b>57</b>	<b>27370</b>	<b>210</b>	<b>67010</b>	<b>156</b>	<b>31202</b>